




# NORWEST



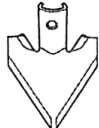
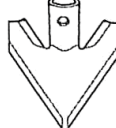
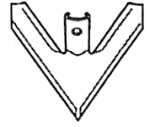

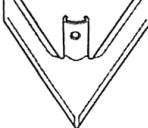
## MANUFACTURING

71 South 215 West -Rupert, Id 83350 ♦ Ph: (208) 436-1770 ♦ Fax: (208) 436-1776

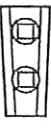
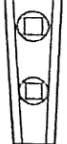


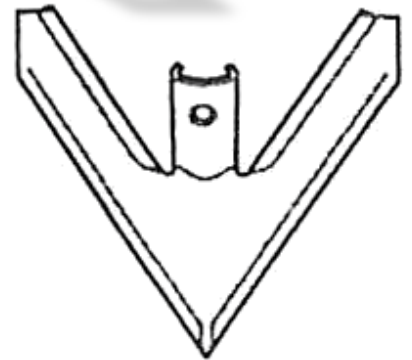
## MARCHESAN

### SNAP ON CULTIVATOR SWEEPS

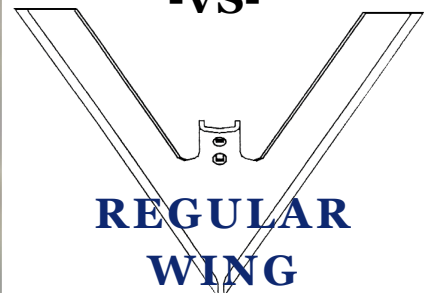
| PART  | NORWEST PART NUMBER | DIMENSIONS  | ANGLE | WEIGHT (LBS.) |
|---|---------------------|-------------|-------|---------------|
|    | TIPSnap02           | 2" x 7.5mm  | 47°   | 1.68          |
|    | TIPSnap04           | 4" x 7.5mm  | 47°   | 2.13          |
|    | TIPSnap06           | 6" x 7.5mm  | 47°   | 2.51          |
|   | TIPSnap08           | 8" x 7.5mm  | 47°   | 2.99          |
|  | TIPSnap09           | 9" x 7.5mm  | 47°   | 3.23          |
|  | TIPSnap10           | 10" x 7.5mm | 47°   | 3.44          |
|  | TIPSnap12           | 12" x 7.5mm | 47°   | 3.95          |

### ADAPTORS FOR SNAP ON CULTIVATOR SWEEPS

| PART  | NORWEST PART NUMBER | HOLE SPECS.                                | ANGLE | WEIGHT (LBS.) |
|---|---------------------|--|-------|---------------|
|  | TIPSnap47           | (2) 1/2" Plow Head Bolt;<br>1-3/4" Centers | 47°   | 0.92          |
|  | TIPSnap50           | (2) 1/2" Plow Head Bolt;<br>2-1/4" Centers | 50°   | 1.32          |



-VS-



REGULAR WING